



अमृत महा आवास अभियान २०२२-२३

दैनिक प्रगती अहवाल : २९.०३.२०२३

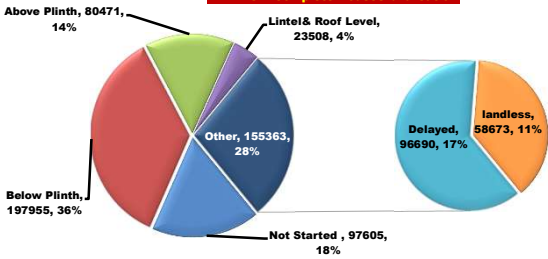
प्रधानमंत्री आवास योजना ग्रामीण — मंजूरी, पूर्ण घरकुले, हप्ते वितरण राज्य पुरस्कृत ग्रामीण आवास योजना — मंजूरी, पूर्ण घरकुले, हप्ते वितरण

योजना	एकूण मंजूरी	दैनिक मंजूरी	एकूण पूर्ण	दैनिक पूर्ण घरकुले	दैनिक पहिला हप्ता वितरित	दैनिक दुसरा हप्ता वितरित	दैनिक तिसरा हप्ता वितरित
प्रधानमंत्री आवास योजना ग्रामीण	१४१२३५१	५०	१०१३२५५	२००६	०	०	०
राज्य योजना	५४६०६७	७१६	३९६१५३	५३६	२०६	२३०	२८१
एकूण	१९५८४१८	७६६	१४०९४०८	२५४२	२०६	२३०	२८१

PMAY-G Completion Progress Bar

71.7%

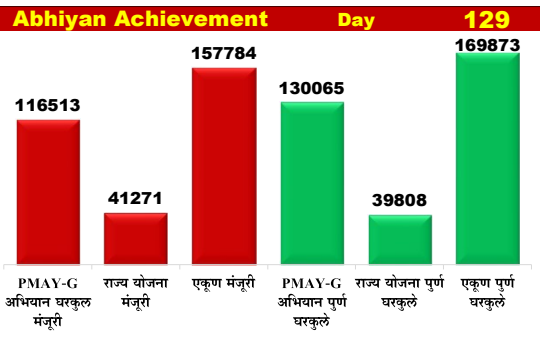
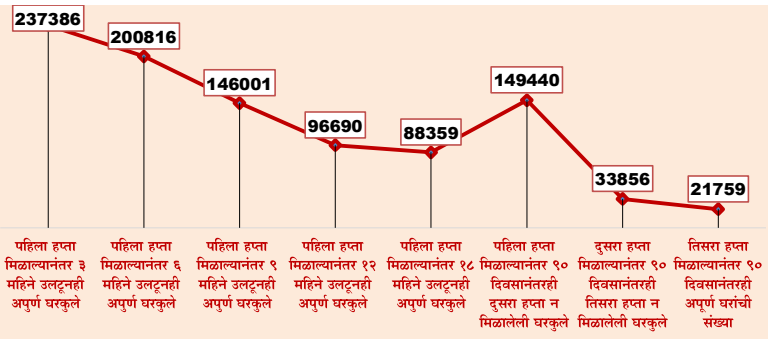
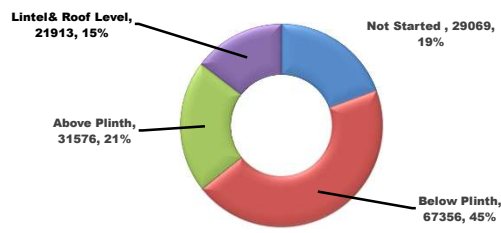
PMAY-G Incomplete Houses bifurcation



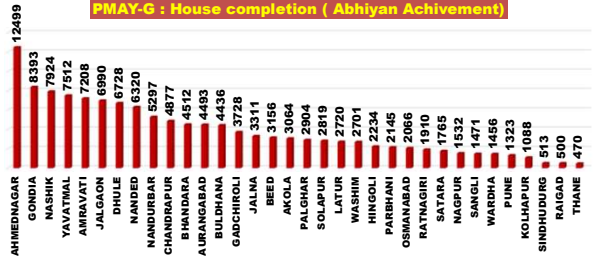
State Schemes Progress Bar

72.5%

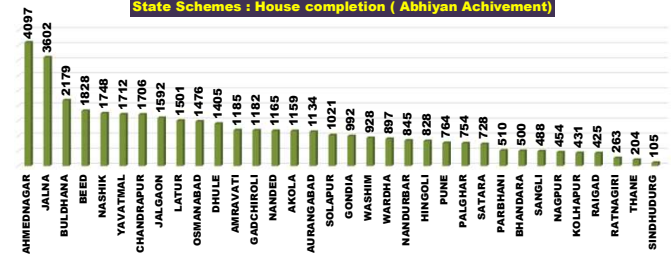
State Schemes: Incomplete Houses bifurcation



PMAY-G : House completion (Abhiyan Achievement)



State Schemes : House completion (Abhiyan Achievement)

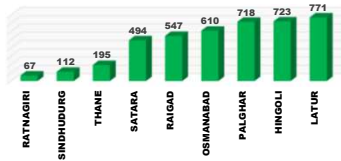


राज्य व्यवस्थापन कक्ष- ग्रामीण गृहनिर्माण

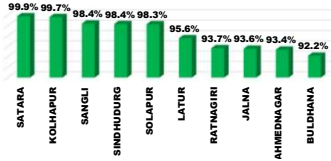
४ था मजला, दक्षिण कक्ष, सिडको भवन, सीबीडी बेलापूर, नवी मुंबई - ४०० ६१४.

Top and Bottom Ten Districts

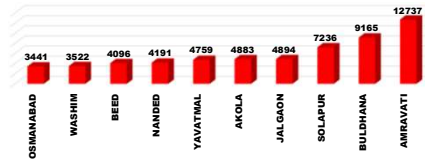
PMAY-G Delayed Houses TOP 10 Dist.



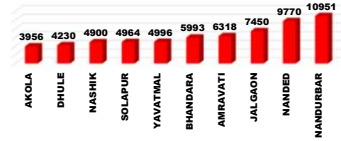
State Schemes Sanction TOP 10 Dist.



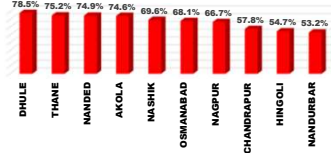
PMAY-G Remaining 1st Installments Bottom 10 Dist



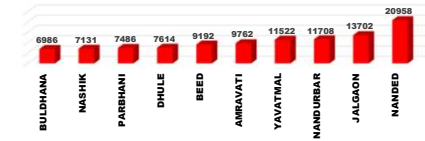
PMAY-G Delayed Houses Bottom 10 Dist.



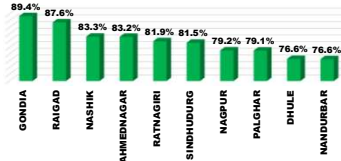
State Schemes Sanction Bottom 10 Dist.



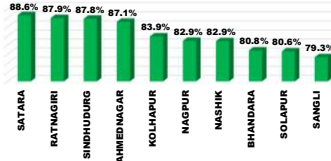
PMAY-G Remaining 2nd Installments Bottom 10 Dist



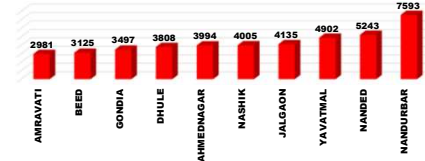
PMAY-G Completion TOP 10 Dist.



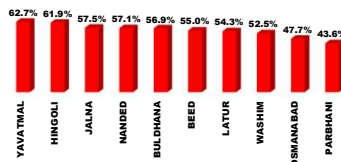
State Schemes Completion TOP 10 Dist.



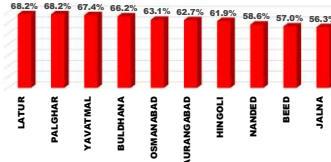
PMAY-G Remaining 3rd Installments Bottom 10 Dist



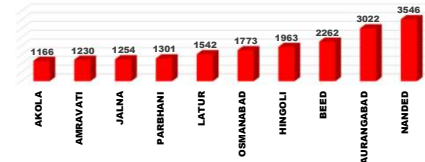
PMAY-G Completion Bottom 10 Dist.



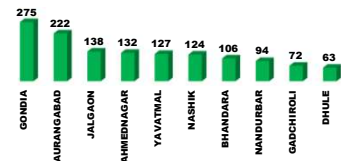
State Schemes Completion Bottom 10 Dist.



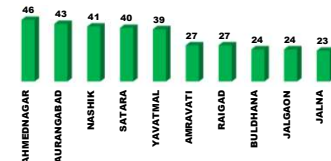
State Schemes Remaining 1st Installments Bottom 10 Dist



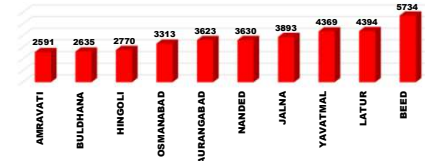
PMAY-G Daily Completion Top 10 Dist.



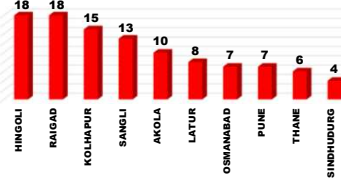
State Schemes Daily Completion Top 10 Dist.



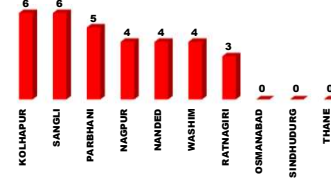
State Schemes Remaining 2nd Installments Bottom 10 Dist



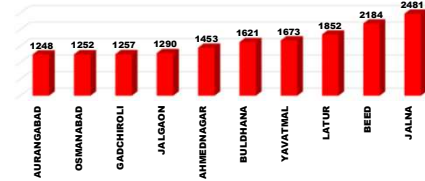
PMAY-G Daily Completion Bottom 10 Dist.



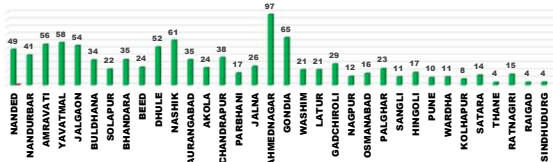
State Schemes Daily Completion Bottom 10 Dist.



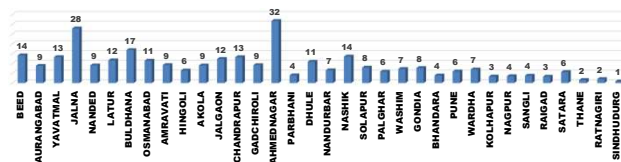
State Schemes Remaining 3rd Installments Bottom 10 Dist



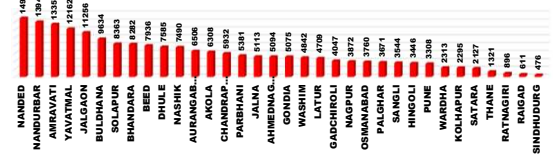
PMAY-G : Current Pace of Completion Per Day (Abhiyan)



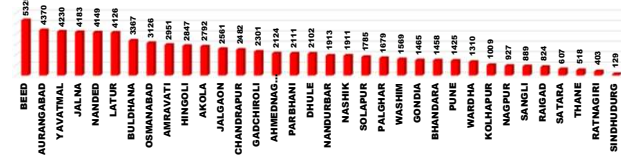
State Schemes : Current Pace of Completion Per Day (Abhiyan)



PMAY-G Required Pace of Completion Per Day



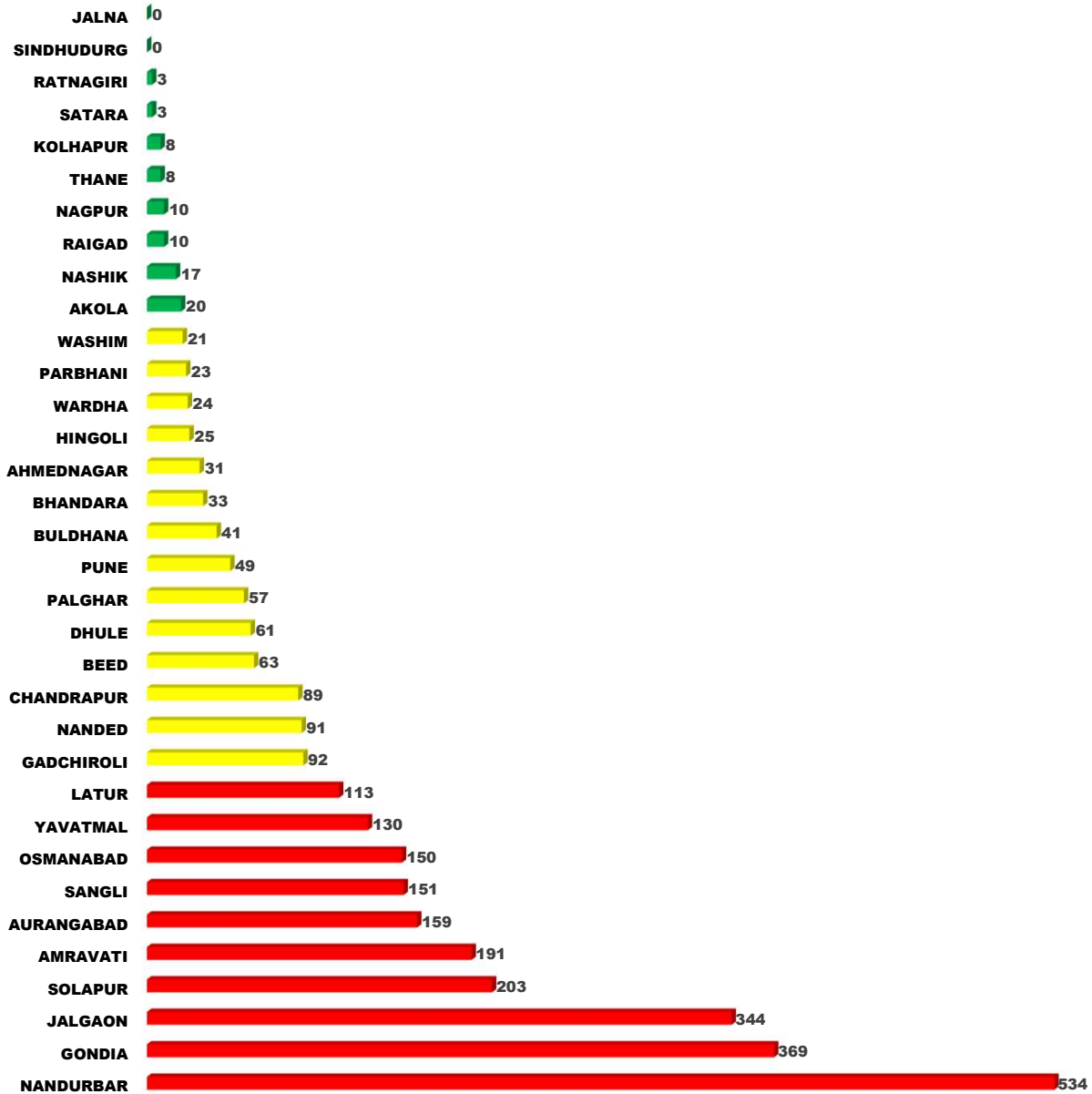
State Schemes Required Pace of Completion Per Day



प्रधानमंत्री आवास योजना ग्रामीण - मंजूरी (PWL+Awaas Plus)

Sr. No.	Division	Target (PWL+Awaas Plus)	28.03.2023	29.03.2023	Daily_Achievement	Remaining
1	NAGPUR DIV.	292281	291671	291664	18	617
2	AMRAVATI DIV.	275070	274654	274667	15	403
3	AURANGABAD DIV.	238154	237536	237530	10	624
4	NASHIK DIV.	414666	413794	413679	6	987
5	KONKAN DIV.	69731	69652	69653	1	78
6	PUNE DIV.	125572	125234	125158	0	414
	Total	1415474	1412541	1412351	50	3123

PMAY-G Remaining Sanction

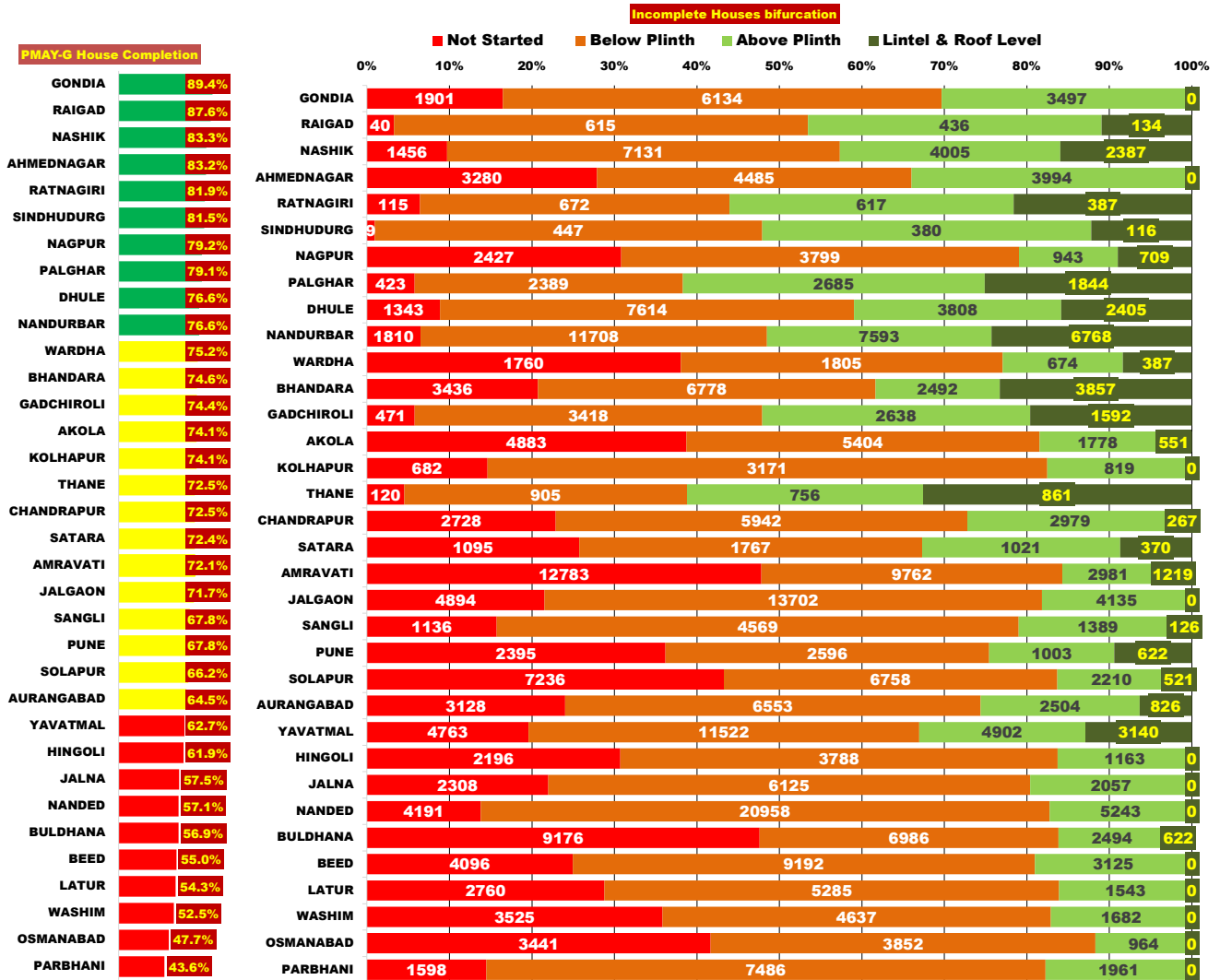


प्रधानमंत्री आवास योजना ग्रामीण - मंजूरी (PWL+Awaas Plus)

Sr. No.	District	Target (PWL+Awaas Plus)	28.03.2023	29.03.2023	Daily_Achievement	Remaining
1	GONDIA	96489	96102	96120	18	369
2	WASHIM	20412	20384	20391	7	21
3	AMRAVATI	95723	95526	95532	6	191
4	OSMANABAD	14516	14361	14366	5	150
5	PARBHANI	19102	19074	19079	5	23
6	AHMEDNAGAR	60797	60763	60766	3	31
7	DHULE	64954	64890	64893	3	61
8	AKOLA	48797	48775	48777	2	20
9	RAIGAD	9842	9831	9832	1	10
10	AURANGABAD	36795	36636	36636	0	159
11	BULDHANA	44765	44724	44724	0	41
12	HINGOLI	18108	18083	18083	0	25
13	NANDED	69548	69457	69457	0	91
14	NANDURBAR	119440	118906	118906	0	534
15	NASHIK	89711	89694	89694	0	17
16	PALGHAR	35233	35176	35176	0	57
17	RATNAGIRI	9908	9905	9905	0	3
18	SINDHUDURG	5142	5142	5142	0	0
19	SOLAPUR	49655	49452	49452	0	203
20	THANE	9606	9598	9598	0	8
21	WARDHA	18645	18621	18621	0	24
22	GADCHIROLI	31681	31591	31589	-2	92
23	JALNA	24042	24044	24042	-2	0
24	KOLHAPUR	17747	17741	17739	-2	8
25	PUNE	20598	20551	20549	-2	49
26	YAVATMAL	65373	65245	65243	-2	130
27	BHANDARA	65120	65091	65087	-4	33
28	LATUR	20724	20616	20611	-5	113
29	CHANDRAPUR	43168	43087	43079	-8	89
30	BEED	35319	35265	35256	-9	63
31	NAGPUR	37178	37179	37168	-11	10
32	SATARA	15396	15421	15393	-28	3
33	SANGLI	22176	22069	22025	-44	151
34	JALGAON	79764	79541	79420	-121	344
Total		1415474	1412541	1412351	50	3123

प्रधानमंत्री आवास योजना ग्रामीण - पूर्ण घरकूले

Sr. No.	Division	Sanction	28.03.2023	29.03.2023	Daily Achievement	Remaining	Avg. Completed Per Day From 20.11.22 to Today	To be Completed in Per Day till 31.03.23
1	NASHIK DIV.	413679	322401	322952	551	90727	306	45364
2	NAGPUR DIV.	291664	232078	232626	548	59038	190	29519
3	AURANGABAD DIV.	237530	133598	134006	408	103524	205	51762
4	AMRAVATI DIV.	274667	181826	182078	252	92589	193	46295
5	PUNE DIV.	125158	85761	85888	127	39270	66	19635
6	KONKAN DIV.	69653	55585	55705	120	13948	49	6974
Total		1412351	1011249	1013255	2006	399096	1008	199548



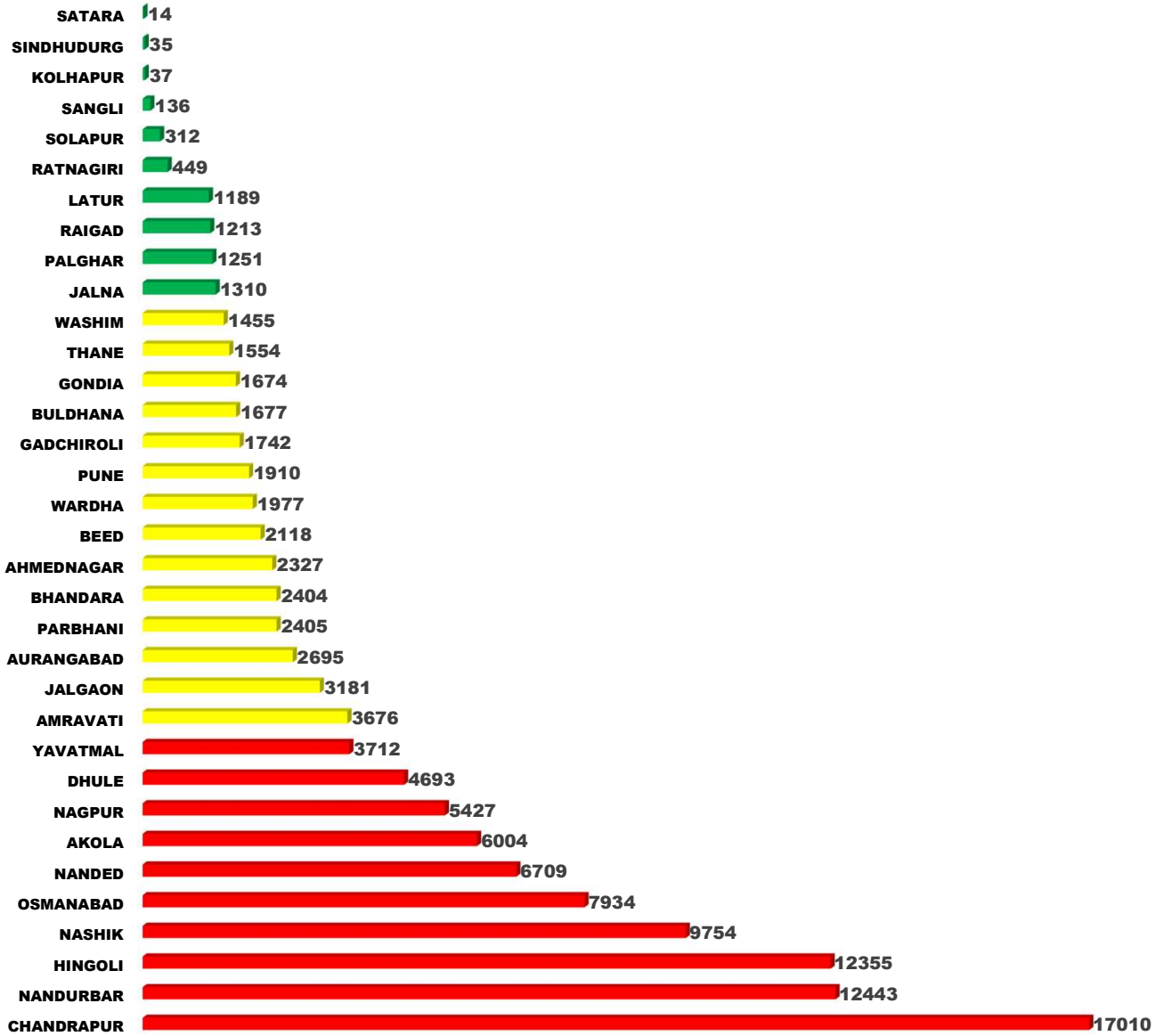
प्रधानमंत्री आवास योजना ग्रामीण - पूर्ण घरकूले

Sr. No.	District	Sanction	28.03.2023	29.03.2023	Daily Achievement	Remaining	Avg. Completed Per Day From 20.11.22 to Today	To be Completed in Per Day till 31.03.23
1	GONDIA	96120	85696	85971	275	10149	65	5075
2	AURANGABAD	36636	23403	23625	222	13011	35	6506
3	JALGAON	79420	56770	56908	138	22512	54	11256
4	AHMEDNAGAR	60766	50447	50579	132	10187	97	5094
5	YAVATMAL	65243	40793	40920	127	24323	58	12162
6	NASHIK	89694	74591	74715	124	14979	61	7490
7	BHANDARA	65087	48418	48524	106	16563	35	8282
8	NANDURBAR	118906	90933	91027	94	27879	41	13940
9	GADCHIROLI	31589	23423	23495	72	8094	29	4047
10	DHULE	64893	49660	49723	63	15170	52	7585
11	NANDED	69457	39571	39630	59	29827	49	14914
12	SATARA	15393	11081	11140	59	4253	14	2127
13	BULDHANA	44724	25405	25457	52	19267	34	9634
14	PALGHAR	35176	27784	27835	51	7341	23	3671
15	WARDHA	18621	13949	13995	46	4626	11	2313
16	AMRAVATI	95532	68789	68833	44	26699	56	13350
17	PARBHANI	19079	8275	8318	43	10761	17	5381
18	RATNAGIRI	9905	8073	8114	41	1791	15	896
19	SOLAPUR	49452	32694	32727	33	16725	22	8363
20	JALNA	24042	13789	13817	28	10225	26	5113
21	CHANDRAPUR	43079	31190	31216	26	11863	38	5932
22	BEED	35256	19361	19384	23	15872	24	7936
23	NAGPUR	37168	29402	29425	23	7743	12	3872
24	WASHIM	20391	10688	10707	19	9684	21	4842
25	HINGOLI	18083	11174	11192	18	6891	17	3446
26	RAIGAD	9832	8592	8610	18	1222	4	611
27	KOLHAPUR	17739	13135	13150	15	4589	8	2295
28	SANGLI	22025	14925	14938	13	7087	11	3544
29	AKOLA	48777	36151	36161	10	12616	24	6308
30	LATUR	20611	11186	11194	8	9417	21	4709
31	OSMANABAD	14366	6839	6846	7	7520	16	3760
32	PUNE	20549	13926	13933	7	6616	10	3308
33	THANE	9598	6950	6956	6	2642	4	1321
34	SINDHUDURG	5142	4186	4190	4	952	4	476
Total		1412351	1011249	1013255	2006	399096	1008	199548

राज्यपुरस्कृत आवास योजना ग्रामीण - मंजूरी

Sr. No.	Division	Target	28.03.2023	29.03.2023	Daily Achievement	Remaining
1	KONKAN DIV.	34729	30012	30227	215	4502
2	AURANGABAD DIV.	199331	162440	162616	176	36715
3	NAGPUR DIV.	118393	88004	88159	155	30234
4	NASHIK DIV.	141360	108850	108962	112	32398
5	AMRAVATI DIV.	109702	93120	93178	58	16524
6	PUNE DIV.	65334	62926	62925	0	2409
	Total	668849	545352	546067	716	122782

State Scheme Remaining Sanction

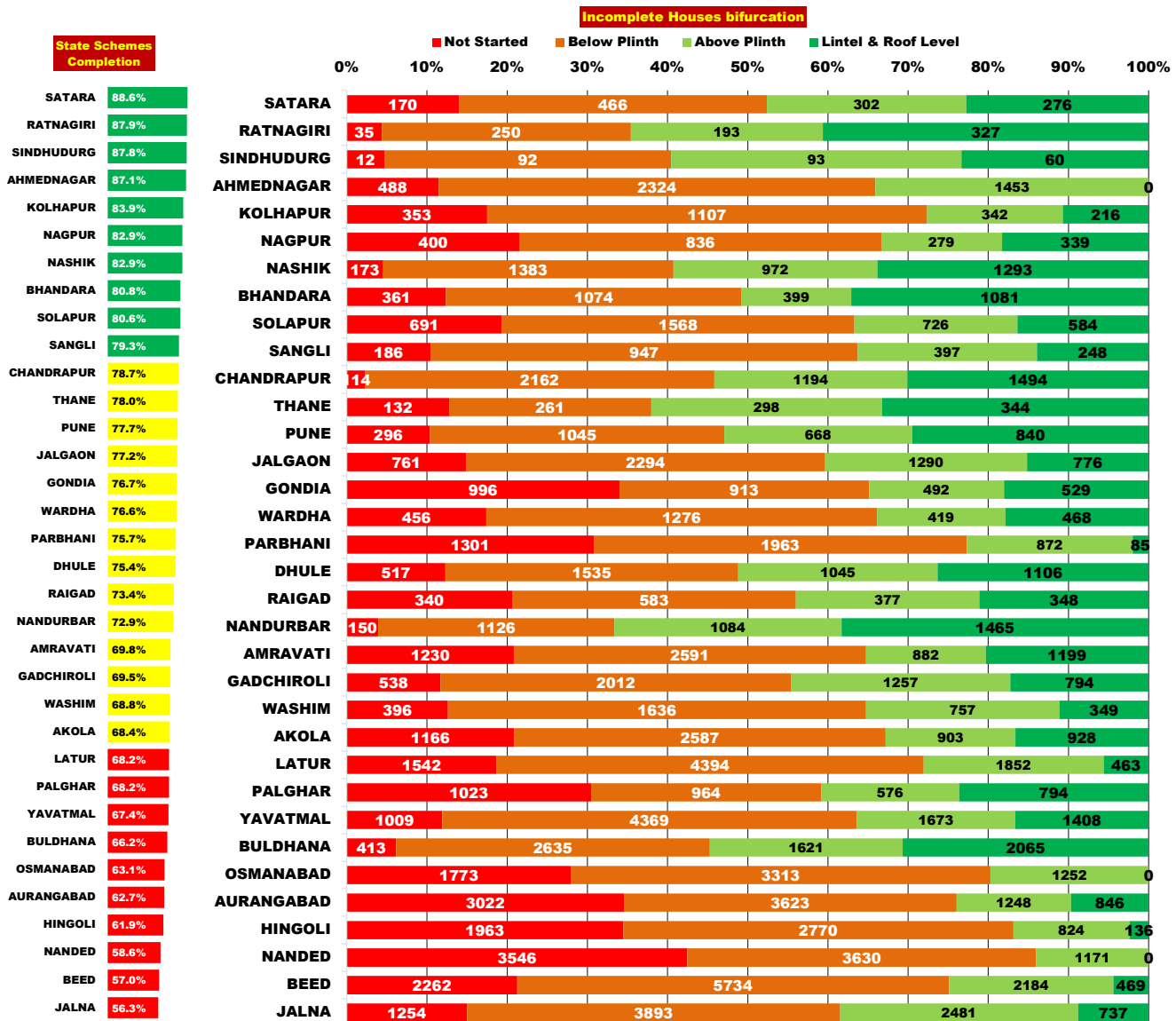


राज्यपुरस्कृत आवास योजना ग्रामीण - मंजूरी

Sr. No.	District	Target	28.03.2023	29.03.2023	Daily_Achievement	Remaining
1	PALGHAR	11792	10426	10541	115	1251
2	GADCHIROLI	16834	14979	15092	113	1742
3	AURANGABAD	26141	23337	23446	109	2695
4	DHULE	21790	16990	17097	107	4693
5	THANE	6264	4659	4710	51	1554
6	YAVATMAL	29681	25918	25969	51	3712
7	RAIGAD	7406	6144	6193	49	1213
8	CHANDRAPUR	40285	23233	23275	42	17010
9	BEED	26878	24737	24760	23	2118
10	LATUR	27171	25963	25982	19	1189
11	PARBHANI	19784	17365	17379	14	2405
12	JALNA	20446	19125	19136	11	1310
13	BULDHANA	21616	19932	19939	7	1677
14	JALGAON	25659	22474	22478	4	3181
15	NANDURBAR	26578	14134	14135	1	12443
16	AHMEDNAGAR	35298	32971	32971	0	2327
17	AKOLA	23681	17677	17677	0	6004
18	AMRAVATI	23224	19548	19548	0	3676
19	BHANDARA	17590	15186	15186	0	2404
20	GONDIA	14246	12572	12572	0	1674
21	HINGOLI	27298	14943	14943	0	12355
22	KOLHAPUR	12565	12528	12528	0	37
23	NAGPUR	16291	10864	10864	0	5427
24	NANDED	26760	20051	20051	0	6709
25	NASHIK	32035	22281	22281	0	9754
26	OSMANABAD	24853	16919	16919	0	7934
27	RATNAGIRI	7126	6677	6677	0	449
28	SANGLI	8732	8596	8596	0	136
29	SATARA	10647	10633	10633	0	14
30	SINDHUDURG	2141	2106	2106	0	35
31	SOLAPUR	18718	18406	18406	0	312
32	WARDHA	13147	11170	11170	0	1977
33	WASHIM	11500	10045	10045	0	1455
34	PUNE	14672	12763	12762	-1	1910
Total		668849	545352	546067	716	122782

राज्यपुरस्कृत आवास योजना ग्रामीण - पूर्ण घरकूले

Sr. No.	Division	Sanction	28.03.2023	29.03.2023	Daily Achievement	Remaining	Avg. Completed Per Day From 20.11.22 to Today	To be Completed in Per Day till 31.03.23
1	NASHIK DIV.	108962	87615	87744	129	21218	75	10609
2	AURANGABAD DIV.	162616	102036	102150	114	60466	93	30233
3	AMRAVATI DIV.	93178	63259	63361	102	29817	56	14909
4	PUNE DIV.	62925	51418	51497	79	11428	27	5714
5	NAGPUR DIV.	88159	68202	68276	74	19883	44	9942
6	KONKAN DIV.	30227	23087	23125	38	7102	14	3551
Total		546067	395617	396153	536	149914	309	74957



राज्यपुरस्कृत आवास योजना ग्रामीण - पूर्ण घरकूले

Sr. No.	District	Sanction	28.03.2023	29.03.2023	Daily Achievement	Remaining	Avg. Completed Per Day From 20.11.22 to Today	To be Completed in Per Day till 31.03.23
1	AHMEDNAGAR	32971	28677	28723	46	4248	32	2124
2	AURANGABAD	23446	14664	14707	43	8739	9	4370
3	NASHIK	22281	18419	18460	41	3821	14	1911
4	SATARA	10633	9379	9419	40	1214	6	607
5	YAVATMAL	25969	17471	17510	39	8459	13	4230
6	AMRAVATI	19548	13619	13646	27	5902	9	2951
7	RAIGAD	6193	4518	4545	27	1648	3	824
8	BULDHANA	19939	13181	13205	24	6734	17	3367
9	JALGAON	22478	17333	17357	24	5121	12	2561
10	JALNA	19136	10748	10771	23	8365	28	4183
11	WARDHA	11170	8528	8551	23	2619	7	1310
12	BEED	24760	14091	14111	20	10649	14	5325
13	GADCHIROLI	15092	10474	10491	17	4601	9	2301
14	SOLAPUR	18406	14821	14837	16	3569	8	1785
15	GONDIA	12572	9629	9642	13	2930	8	1465
16	PUNE	12762	9902	9913	11	2849	6	1425
17	HINGOLI	14943	9240	9250	10	5693	6	2847
18	CHANDRAPUR	23275	18302	18311	9	4964	13	2482
19	DHULE	17097	12885	12894	9	4203	11	2102
20	LATUR	25982	17722	17731	9	8251	12	4126
21	NANDURBAR	14135	10301	10310	9	3825	7	1913
22	AKOLA	17677	12085	12093	8	5584	9	2792
23	BHANDARA	15186	12263	12271	8	2915	4	1458
24	PALGHAR	10541	7176	7184	8	3357	6	1679
25	KOLHAPUR	12528	10504	10510	6	2018	3	1009
26	SANGLI	8596	6812	6818	6	1778	4	889
27	PARBHANI	17379	13153	13158	5	4221	4	2111
28	NAGPUR	10864	9006	9010	4	1854	4	927
29	NANDED	20051	11750	11754	4	8297	9	4149
30	WASHIM	10045	6903	6907	4	3138	7	1569
31	RATNAGIRI	6677	5869	5872	3	805	2	403
32	OSMANABAD	16919	10668	10668	0	6251	11	3126
33	SINDHUDURG	2106	1849	1849	0	257	1	129
34	THANE	4710	3675	3675	0	1035	2	518
	Total	546067	395617	396153	536	149914	309	74957

प्रधानमंत्री आवास योजना ग्रामीण - हप्ते वितरण

Sr. No.	Division	1st Installment (Daily Achivement)	1st Installment Remaining	2nd Installment (Daily Achivement)	2nd Installment Remaining	3rd Installment (Daily Achivement)	3rd Installment Remaining
1	NASHIK DIV.	0	12783	0	44640	0	23535
2	AMRAVATI DIV.	0	35066	0	38311	0	13837
3	AURANGABAD DIV.	0	23688	0	63239	0	18560
4	NAGPUR DIV.	0	12510	0	27876	0	13223
5	KONKAN DIV.	0	704	0	5028	0	4874
6	PUNE DIV.	0	12411	0	18861	0	6442
	Total	0	97162	0	197955	0	80471

PMAY-G 1st Ins Pending

SINDHUDURG	9
RAIGAD	37
RATNAGIRI	115
THANE	120
PALGHAR	423
GADCHIROLI	446
KOLHAPUR	682
SANGLI	1003
SATARA	1095
DHULE	1343
NASHIK	1456
PARBHANI	1598
WARDHA	1760
NANDURBAR	1810
GONDIA	1901
HINGOLI	2196
JALNA	2278
NAGPUR	2292
PUNE	2395
CHANDRAPUR	2675
LATUR	2760
AURANGABAD	3128
AHMEDNAGAR	3280
BHANDARA	3436
OSMANABAD	3441
WASHIM	3522
BEED	4096
NANDED	4191
YAVATMAL	4759
AKOLA	4883
JALGAON	4894
SOLAPUR	7236
BULDHANA	9165
AMRAVATI	12737

PMAY-G 2nd Ins Pending

SINDHUDURG	447
RAIGAD	615
RATNAGIRI	672
THANE	905
SATARA	1767
WARDHA	1805
PALGHAR	2389
PUNE	2596
KOLHAPUR	3171
GADCHIROLI	3418
HINGOLI	3788
NAGPUR	3799
OSMANABAD	3852
AHMEDNAGAR	4485
SANGLI	4569
WASHIM	4637
LATUR	5285
AKOLA	5404
CHANDRAPUR	5942
JALNA	6125
GONDIA	6134
AURANGABAD	6553
SOLAPUR	6758
BHANDARA	6778
BULDHANA	6986
NASHIK	7131
PARBHANI	7486
DHULE	7614
BEED	9192
AMRAVATI	9762
YAVATMAL	11522
NANDURBAR	11708
JALGAON	13702
NANDED	20958

PMAY-G 3rd Ins Pending

SINDHUDURG	380
RAIGAD	436
RATNAGIRI	617
WARDHA	674
THANE	756
KOLHAPUR	819
NAGPUR	943
OSMANABAD	964
PUNE	1003
SATARA	1021
HINGOLI	1163
SANGLI	1389
LATUR	1543
WASHIM	1682
AKOLA	1778
PARBHANI	1961
JALNA	2057
SOLAPUR	2210
BHANDARA	2492
BULDHANA	2494
AURANGABAD	2504
GADCHIROLI	2638
PALGHAR	2685
CHANDRAPUR	2979
AMRAVATI	2981
BEED	3125
GONDIA	3497
DHULE	3808
AHMEDNAGAR	3994
NASHIK	4005
JALGAON	4135
YAVATMAL	4902
NANDED	5243
NANDURBAR	7593

प्रधानमंत्री आवास योजना ग्रामीण - हप्ते वितरण

Sr. No.	District	1st Installment (Daily Achivement)	1st Installment Remaining	2nd Installment (Daily Achivement)	2nd Installment Remaining	3rd Installment (Daily Achivement)	3rd Installment Remaining
1	AHMEDNAGAR	0	3280	0	4485	0	3994
2	AKOLA	0	4883	0	5404	0	1778
3	AMRAVATI	0	12737	0	9762	0	2981
4	AURANGABAD	0	3128	0	6553	0	2504
5	BEED	0	4096	0	9192	0	3125
6	BHANDARA	0	3436	0	6778	0	2492
7	BULDHANA	0	9165	0	6986	0	2494
8	CHANDRAPUR	0	2675	0	5942	0	2979
9	DHULE	0	1343	0	7614	0	3808
10	GADCHIROLI	0	446	0	3418	0	2638
11	GONDIA	0	1901	0	6134	0	3497
12	HINGOLI	0	2196	0	3788	0	1163
13	JALGAON	0	4894	0	13702	0	4135
14	JALNA	0	2278	0	6125	0	2057
15	KOLHAPUR	0	682	0	3171	0	819
16	LATUR	0	2760	0	5285	0	1543
17	NAGPUR	0	2292	0	3799	0	943
18	NANDED	0	4191	0	20958	0	5243
19	NANDURBAR	0	1810	0	11708	0	7593
20	NASHIK	0	1456	0	7131	0	4005
21	OSMANABAD	0	3441	0	3852	0	964
22	PALGHAR	0	423	0	2389	0	2685
23	PARBHANI	0	1598	0	7486	0	1961
24	PUNE	0	2395	0	2596	0	1003
25	RATNAGIRI	0	115	0	672	0	617
26	SANGLI	0	1003	0	4569	0	1389
27	SATARA	0	1095	0	1767	0	1021
28	SINDHUDURG	0	9	0	447	0	380
29	SOLAPUR	0	7236	0	6758	0	2210
30	THANE	0	120	0	905	0	756
31	WARDHA	0	1760	0	1805	0	674
32	WASHIM	0	3522	0	4637	0	1682
33	YAVATMAL	0	4759	0	11522	0	4902
34	RAIGAD	-1	37	0	615	0	436
	Total	0	97162	0	197955	0	80471

राज्यपुरस्कृत आवास योजना ग्रामीण - हप्ते वितरण

Sr. No.	Division	1st Installment (Daily Achivement)	1st Installment Remaining	2nd Installment (Daily Achivement)	2nd Installment Remaining	3rd Installment (Daily Achivement)	3rd Installment Remaining
1	NAGPUR DIV.	126	2865	98	8273	133	4040
2	KONKAN DIV.	46	1542	34	2150	65	1537
3	AMRAVATI DIV.	17	4214	51	13818	27	5836
4	NASHIK DIV.	11	2089	16	8662	39	5844
5	PUNE DIV.	3	1696	21	5133	8	2435
6	AURANGABAD DIV.	3	16663	10	29320	9	11884
Total		206	29069	230	67356	281	31576

State Schemes 1st Ins Pending

SINDHUDURG	12
RATNAGIRI	35
CHANDRAPUR	114
THANE	132
NANDURBAR	150
SATARA	170
NASHIK	173
SANGLI	186
PUNE	296
RAIGAD	340
KOLHAPUR	353
BHANDARA	361
WASHIM	396
NAGPUR	400
BULDHANA	413
WARDHA	456
AHMEDNAGAR	488
DHULE	517
GADCHIROLI	538
SOLAPUR	691
JALGAON	761
GONDIA	996
YAVATMAL	1009
PALGHAR	1023
AKOLA	1166
AMRAVATI	1230
JALNA	1254
PARBHANI	1301
LATUR	1542
OSMANABAD	1773
HINGOLI	1963
BEED	2262
AURANGABAD	3022
NANDED	3546

State Schemes 2nd Ins Pending

SINDHUDURG	92
RATNAGIRI	250
THANE	261
SATARA	466
RAIGAD	583
NAGPUR	836
GONDIA	913
SANGLI	947
PALGHAR	964
PUNE	1045
BHANDARA	1074
KOLHAPUR	1107
NANDURBAR	1126
WARDHA	1276
NASHIK	1383
DHULE	1535
SOLAPUR	1568
WASHIM	1636
PARBHANI	1963
GADCHIROLI	2012
CHANDRAPUR	2162
JALGAON	2294
AHMEDNAGAR	2324
AKOLA	2587
AMRAVATI	2591
BULDHANA	2635
HINGOLI	2770
OSMANABAD	3313
AURANGABAD	3623
NANDED	3630
JALNA	3893
YAVATMAL	4369
LATUR	4394
BEED	5734

State Schemes 3rd Ins Pending

SINDHUDURG	93
RATNAGIRI	193
NAGPUR	279
THANE	298
SATARA	302
KOLHAPUR	342
RAIGAD	377
SANGLI	397
BHANDARA	399
WARDHA	419
GONDIA	492
PALGHAR	576
PUNE	668
SOLAPUR	726
WASHIM	757
HINGOLI	824
PARBHANI	872
AMRAVATI	882
AKOLA	903
NASHIK	972
DHULE	1045
NANDURBAR	1084
NANDED	1171
CHANDRAPUR	1194
AURANGABAD	1248
OSMANABAD	1252
GADCHIROLI	1257
JALGAON	1290
AHMEDNAGAR	1453
BULDHANA	1621
YAVATMAL	1673
LATUR	1852
BEED	2184
JALNA	2481

राज्यपुरस्कृत आवास योजना ग्रामीण -हप्ते वितरण

Sr. No.	District	1st Installment (Daily Achivement)	1st Installment Remaining	2nd Installment (Daily Achivement)	2nd Installment Remaining	3rd Installment (Daily Achivement)	3rd Installment Remaining
1	GONDIA	99	996	8	913	18	492
2	GADCHIROLI	3	538	56	2012	51	1257
3	PALGHAR	15	1023	22	964	38	576
4	CHANDRAPUR	0	114	24	2162	50	1194
5	YAVATMAL	14	1009	32	4369	10	1673
6	RAIGAD	29	340	6	583	13	377
7	WARDHA	23	456	3	1276	5	419
8	AMRAVATI	3	1230	13	2591	12	882
9	NANDURBAR	9	150	5	1126	7	1084
10	THANE	1	132	4	261	13	298
11	DHULE	0	517	5	1535	12	1045
12	BHANDARA	0	361	7	1074	9	399
13	PUNE	1	296	6	1045	5	668
14	NASHIK	0	173	2	1383	9	972
15	SATARA	1	170	10	466	0	302
16	AHMEDNAGAR	0	488	4	2324	6	1453
17	HINGOLI	3	1963	5	2770	2	824
18	JALGAON	2	761	0	2294	5	1290
19	AURANGABAD	0	3022	3	3623	3	1248
20	WASHIM	0	396	3	1636	3	757
21	KOLHAPUR	1	353	3	1107	1	342
22	RATNAGIRI	1	35	2	250	1	193
23	AKOLA	0	1166	3	2587	0	903
24	LATUR	0	1542	0	4394	3	1852
25	BULDHANA	0	413	0	2635	2	1621
26	PARBHANI	0	1301	1	1963	1	872
27	SANGLI	0	186	2	947	0	397
28	SOLAPUR	0	691	0	1568	2	726
29	NAGPUR	1	400	0	836	0	279
30	OSMANABAD	0	1773	1	3313	0	1252
31	BEED	0	2262	0	5734	0	2184
32	JALNA	0	1254	0	3893	0	2481
33	NANDED	0	3546	0	3630	0	1171
34	SINDHUDURG	0	12	0	92	0	93
	Total	206	29069	230	67356	281	31576